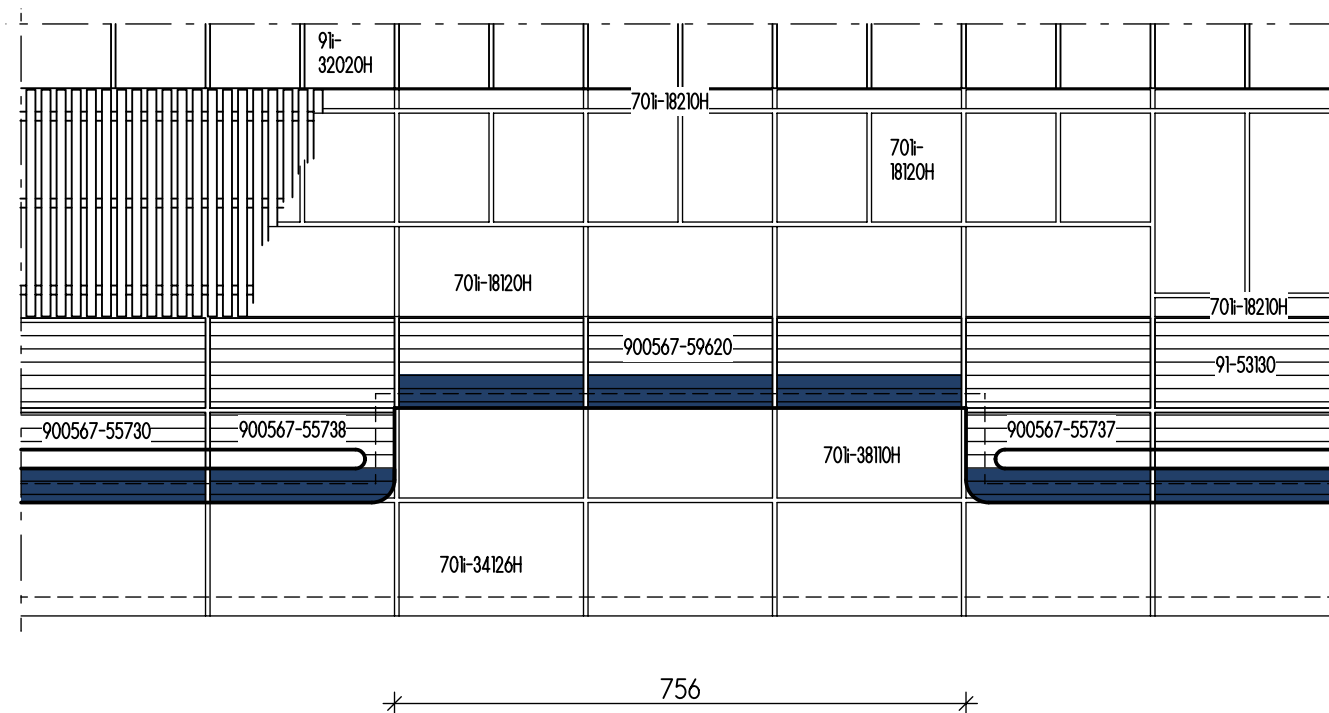
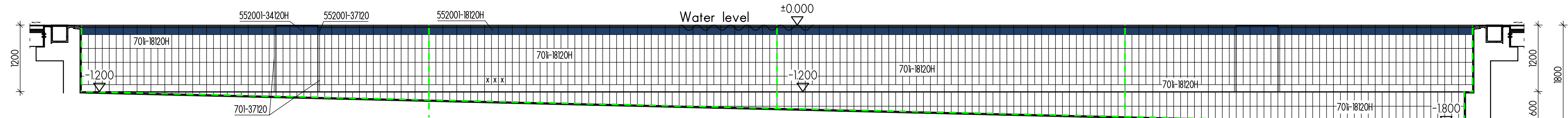


Section B-B Sc.: 1:50



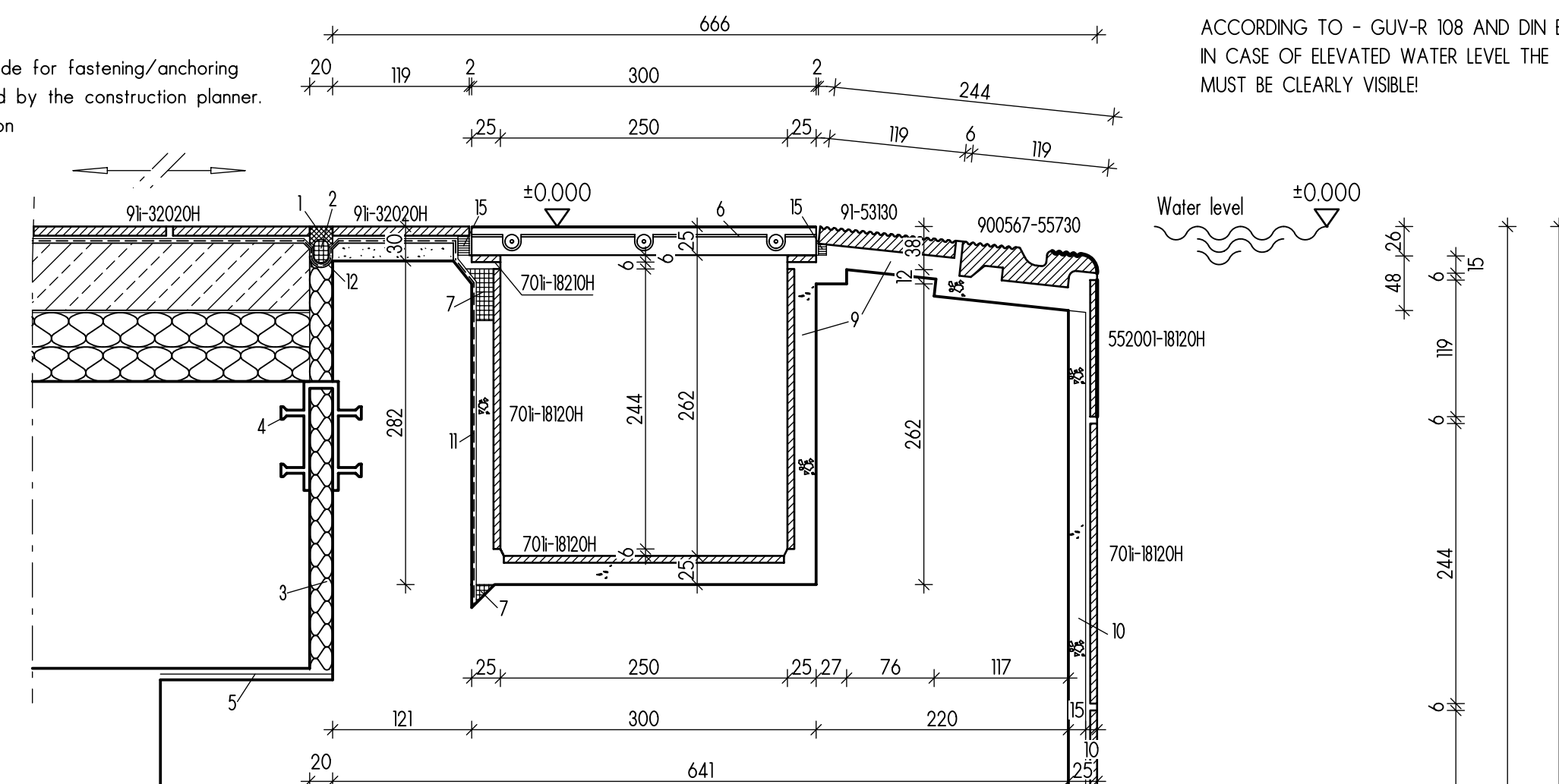
Detail 2 Sc.: 1:10



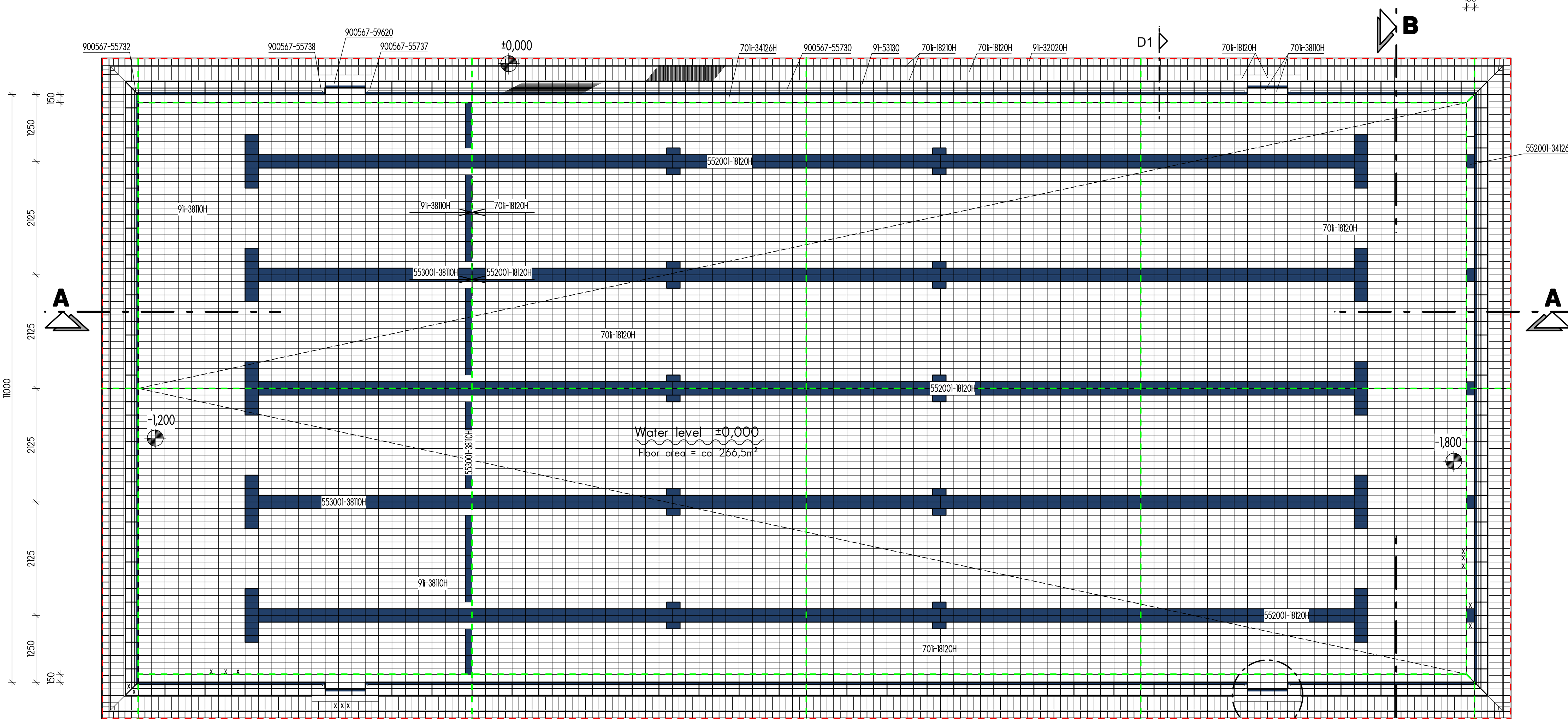
Section A-A Sc.: 1:50

Shape and dimension of the incision made for fastening/anchoring the sealing medium have to be checked by the construction planner. He also has to arrange for its execution

ACCORDING TO - GUV-R 108 AND DIN EN 15288-1 - :
IN CASE OF ELEVATED WATER LEVEL THE POOL EDGE AND OVERFLOW EDGE MUST BE CLEARLY VISIBLE



IN CONFORMITY WITH DIN 19 643-1:
TREATMENT OF SWIMMING AND BATHING POOL WATER
- OVERFLOW CHANNEL AT ALL SIDES OF THE POOL
- MAXIMAL LEVEL DIFFERENCE ± 2 mm



Plan Sc.: 1:50

THE TILE FIXER HAS TO CUT ALL TILES AND SPECIAL PECS AT SITE
IN ORDER TO FACILITATE THE CUTTING WORK
SOME TILES HAVE BEEN MARKED WITH "X"

NUMBER AND POSITION OF CHANNEL OUTLETS
ARE TO BE FIXED BY THE EXPERT PLANNER
ACCORDING TO DIN 19643

1. Силикон производства фирмы «PCI» Silcoferm.
2. Разделительная лента производства фирмы «PCI»
3. Водоупорный эластичный наполнительный материал
4. Шовная лента, профиль
5. Скользящая опора
6. Решетка Agrob Buchtal
7. Капиллярная запорная масса производства „PCI“
8. Бетон с высоким сопротивлением проникновению воды
9. Обычный тонкослойный цементный слой
вместе с Специальные склеивающие суспензии PCI Repahaft
10. Тонкослойный цементный слой на цементной штукатурке
11. Изоляция многослойная производства «PCI» Seccoral
12. Уплотнительная лента производства „PCI“ Pecitape
13. Шумопоглощающий слив Agrob Buchtal Silent W 2000
14. Шумопоглощающий слив Agrob Buchtal Silent 100
15. Затирка для бассейнов производства PCI
16. Керамическая полочка Agrob Buchtal
17. Водопрямный «ящики» с водоотводной трубой и фланцевым уплотнителем.

Detail 1 Sc.: 1:5

Note of release:

This plan is just a recommendation and must only be used after release by the planner / architect commissioned by the building owner or approved by the direction of works authorised by the building owner!
AGROB BUCHTAL GmbH expressly excludes liability for all kinds of damages which may result from the plans!
Without corresponding release the documents are used on the own responsibility and at the sole risk of the executive of construction works.

This plan has been examined, found correct and released for execution:

Place, date Stamp and signature

St. Petersburg

----- static movement joints / joints in the structure
----- additional movement joints in the ceramic covering
Movement joints are to be positioned according to static requirements and local conditions or in accordance with the instructions of the architect or responsible resident engineer. All movement joints, additional expansion joints in the covering etc., which are shown in drawings from the service for architects, shall be regard as recommendations only.
Our suggested methods of sealing are given for guidance only.
Binding instructions must be given by the architect or supervision of construction.
We recommend to use reaction resin for filling the joints in the whole pool head area, including channel. In case of chemical stresses caused by salt-, sea or thermal water, the entire pool should be jointed with reaction resin. It is absolutely necessary to follow the processing instructions given by the manufacturer / supplier.
The currently valid FNA rules as well as the regulations of the country in question have to be observed.
Number and position of channel outlets are to be fixed by the expert planner.
Our instructions concerning the cleaning of ceramic coverings have strictly to be observed.
The colour representation in this plan is non-binding and may partly considerably differ in reality!

Building Project: Swimming Pool 25,02m x 11m
Plan, Sections and Details

Drawing No: 15/10/50
Scale: M. Grüner
Head of team: M. Grüner
Date: 15/10/50
revised: M. Grüner
revised: M. Grüner
design: Scharf A.
design: Scharf A.
design: Scharf A.

All recommendations regarding the application and the technical use of our own products or of products manufactured by third parties are given without any engagement.
The selection of materials and their technical use are incumbent on the purchaser or his customer. Executives or construction works, planners / architects commissioned by the building owner and direction of works.
The technical regulations (e.g. standards, codes of practice, product information etc.) have to be observed. We assume liability only for our products and refer to our General Terms of Sale and Delivery to which our liability conforms.
This drawing is protected by copyright.
It must not be duplicated or made accessible to third parties without our consent.

DEUTSCHE STEINZEUG AGROB BUCHTAL